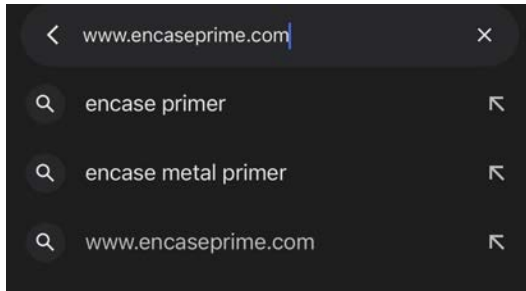
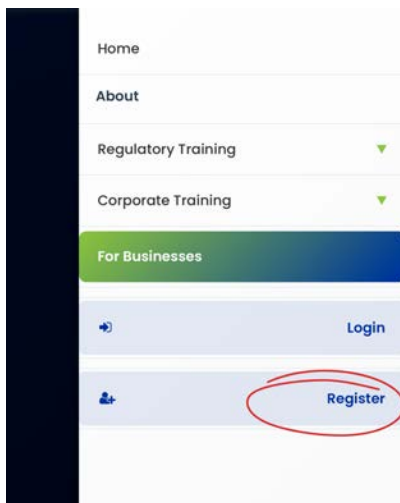


## How to Sign up

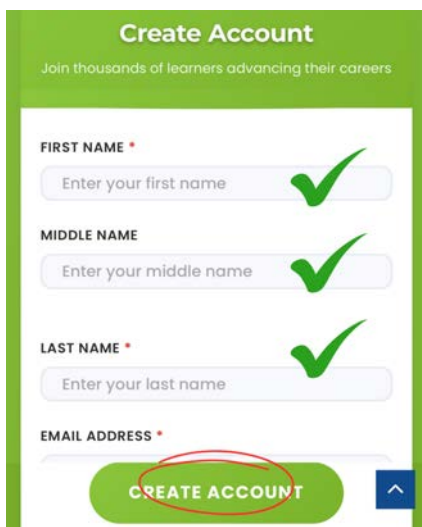
1. Log on to Encaseprime.com on your browser e.g Chrome or Safari



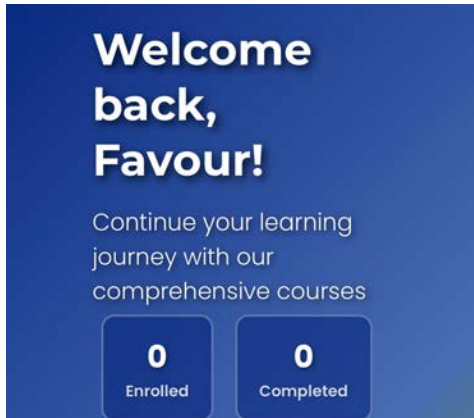
2. Click on Register



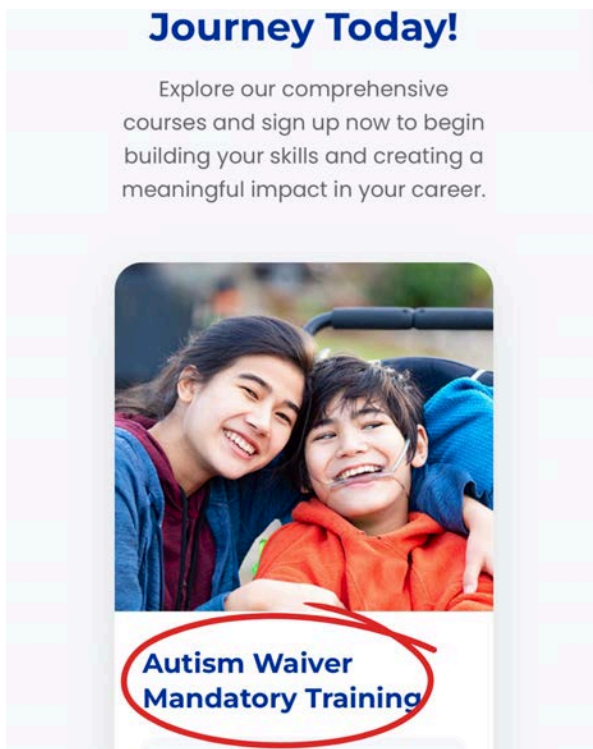
3. Fill all necessary details and click on REGISTER

A screenshot of the Encaseprime 'Create Account' form. The form has a green header with the title 'Create Account' and the subtitle 'Join thousands of learners advancing their careers'. Below the header, there are four input fields: 'FIRST NAME \*', 'MIDDLE NAME', 'LAST NAME \*', and 'EMAIL ADDRESS \*'. Each input field has a placeholder text 'Enter your [field name]' and a green checkmark icon to its right. At the bottom of the form, there is a green button labeled 'CREATE ACCOUNT' and a blue button with an upward-pointing arrow. The 'CREATE ACCOUNT' button is circled in red.

4. You should see your name next to the drop down key ( you've registered successfully)  
Now Select VIEW COURSE




5. Select your preferred course , go through your description and course outline and click enroll



6. After payment and approval.

Enrollment successful!  
✔ Please upload your payment receipt below to complete the process.



Participants will engage in a series of modules that cover essential topics pertinent to the care of...

20 hours 0 | \$95

Approved

7. Now you can Read your Modules. After reading

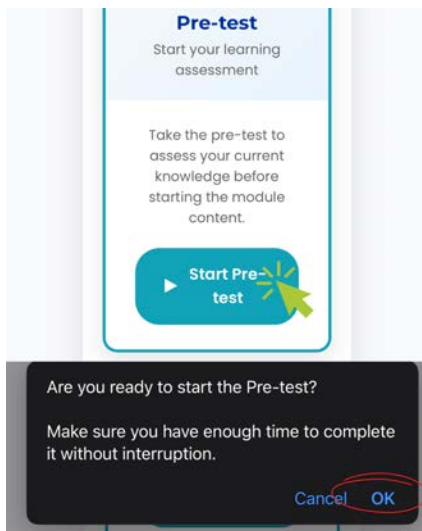
# DDA

**Developmental Disabilities Administration  
(DDA)**

**Communicable Disease**  
For Direct Support Professionals

*Training*  
**Duration: 1hr**

8. Click on take Exams. After answering questions. Click on submit answers



9. To check your results, click on the dropdown arrow and select "My Training"
10. Click on "view certificate " now you can download your certificate at the comfort of your home and at your own pace